


Truck descriptions & internal dimensions



Truck descriptions & internal dimensions




INTERNAL	Tautliner	Euroliner
LENGTH	13.5 m	13.6 m
WIDTH	2.45 m	2.5 m
HEIGHT	2.45 m	2.7 m
MAX payload	25 tonnes	25 tonnes
MAX capacity	85 / 90 cbm	85 / 90 cbm



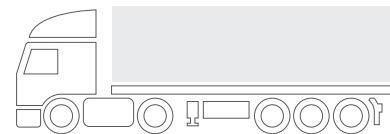
INTERNAL	Mega
LENGTH	13.6 m
WIDTH	2.5 m
HEIGHT*	3 m
MAX payload	24 tonnes
MAX capacity	100 cbm

**Please call for clarification*




INTERNAL	Road Train
MAX payload	15 tonnes / 23 tonnes
MAX volume	115 cbm
LENGTH*	7.4 m x 2.55 m x 3 m 8.2 m x 2.55 m x 2.9 m

**These dimensions do vary. Please call for clarification*




Flat Bed / Low Loader

Flat beds, semi-low loaders and low loaders all available for UK and European movements.

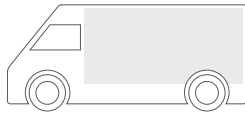


INTERNAL	17 Tonne
LENGTH	7.8 m
WIDTH	2.4 m
HEIGHT	2.3 m
MAX payload	9000 kgs / 9500 kgs




INTERNAL	7.5 Tonne
LENGTH	6 m
WIDTH	2.2 m / 2.4 m
HEIGHT	2.20 m
MAX payload	2800 kgs / 3250 kgs
MAX volume	30 cbm

Truck descriptions & internal dimensions

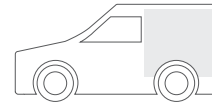


INTERNAL	Mercedes LWB Sprinter
LENGTH	4.2 m
WIDTH*	1.25 m
WIDTH**	1.7 m
HEIGHT***	1.8 m
MAX payload	1300 kg / 1400 kg
MAX volume	10 cbm

*in wheel arch
**above wheel arch
***1.7 m clearance through door



INTERNAL	Luton Van
LENGTH	3.2 m
WIDTH	2.1 m
HEIGHT	2.13 m
MAX payload	1300 kg
MAX volume	14 cbm



INTERNAL	Escort Van
LENGTH	1.6 m / 1.7 m
WIDTH	1.12 m / 1.4 m
HEIGHT	1 m / 1.12 m
MAX payload	500 kgs
MAX volume	2 cbm / 2.4 cbm

Contact

One High Street
Coleshill, B46 1AY

t: +44 (0) 1675 464671

e: Sales@antlogistics.co.uk

w: www.antlogistics.co.uk